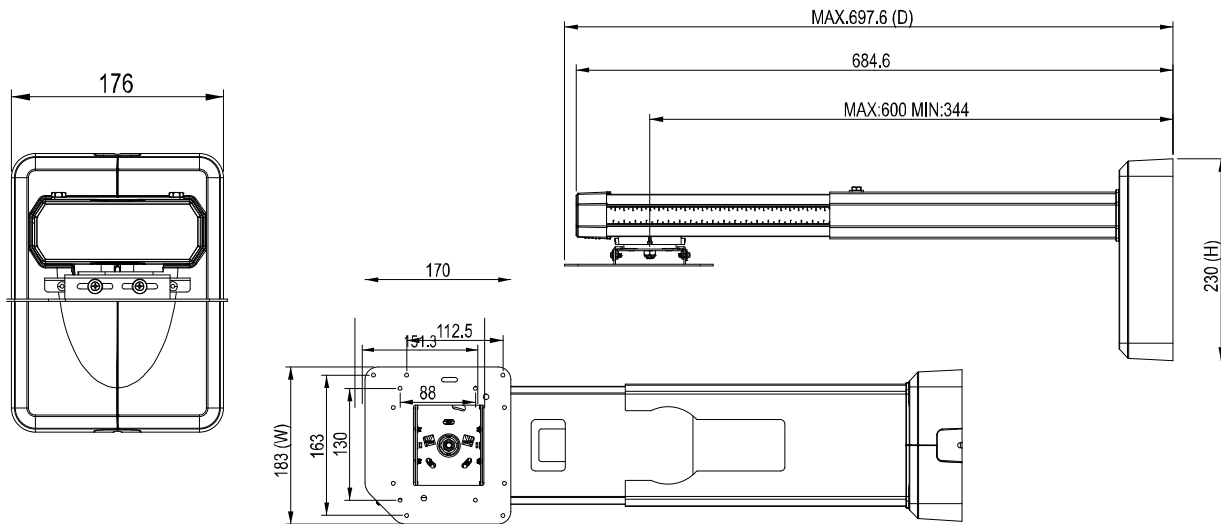


P12 Projector Wall Mount

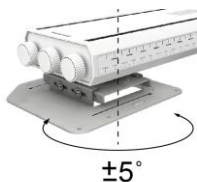


SPECIFICATIONS


Screw Type	M4
Material	Steel/Zinc Alloy/Plastic
Dimension(W*H*D)	183*230*697.6mm(7.20''x9.06''x27.46'')
Weight (Net)	3.6 kg (7.94 lbs)
Swivel	+/-5°
Vertical Tilt	+/-5°
Horizontal Tilt	+/-5°
Support Max. Weight	15kg(33.1lbs)
Max. Distance To The Wall	600mm(23.62'')
Horizontal Lateral Move	+/-40mm(1.57'')
Height Adjustment Range	+/-38mm(1.50'')



Swivel



Height Adjustment Range ±38 mm



Horizontal Tilt ±5°



Horizontal Lateral Move



Cable Management



Vertical Tilt ±5°



Hinge Module

